



Voice Control System

Supplement



2055846613

Order no. P000 0160 13 Part no. 205 584 66 13 Edition A 2018

Mercedes-Benz



Symbols


The following symbols are used in these Operating Instructions:


WARNING

Warning notes make you aware of dangers which could pose a threat to your health or life, or to the health and life of others.

Environmental note

Environmental notes provide you with information on environmentally aware actions or disposal.

 Notes on material damage alert you to dangers that could lead to damage to your vehicle.

 Practical tips or further information that could be helpful to you.

- ▶ This symbol indicates an instruction that must be followed.
- ▶ Several of these symbols in succession indicate an instruction with several steps.
- (▷ This symbol tells you where you can find more information about a topic.)
- ▷ ▷ This symbol indicates a warning or an instruction that is continued on the next page.

Dis-
play This text indicates a message on the COMAND display.

Voice command: This text indicates a voice output from the Voice Control System, or a command that you should speak.

Publication details

Internet

Further information about Mercedes-Benz vehicles and about Daimler AG can be found on the following websites:

<http://www.mbusa.com> (USA only)

<http://www.mercedes-benz.ca> (Canada only)

Editorial office

©Daimler AG: Not to be reprinted, translated or otherwise reproduced, in whole or in part, without written permission from Daimler AG.

Vehicle manufacturer

Daimler AG
Mercedesstraße 137
70327 Stuttgart
Germany

Welcome to the world of Mercedes-Benz

First of all, familiarize yourself with your Voice Control System. Read the Supplement, particularly the safety and warning notes, before you use the voice-operated control system. This will help you to get the most out of the system and to avoid endangering yourself and others.

The equipment or product designation of your vehicle may vary depending on:

- Model
- Order
- Country specification
- Availability

Mercedes-Benz is constantly updating its vehicles to the state of the art.

Mercedes-Benz therefore reserves the right to introduce changes in the following areas:

- Design
- Equipment
- Technical features

The equipment in your vehicle may therefore differ from that shown in the descriptions and illustrations.

Integral parts of the vehicle include:

- Operator's Manual
- Maintenance Booklet
- Equipment-dependent supplements

Keep these documents in the vehicle at all times. If you sell the vehicle, always pass the documents on to the new owner.

The technical documentation team at Daimler AG wishes you safe and pleasant motor-ing.

Mercedes-Benz USA, LLC

Mercedes-Benz Canada, Inc.

A Daimler Company

Index	3
--------------------	----------

Operation	4
------------------------	----------

Operating safety	4
------------------------	---

Useful information	4
--------------------------	---

Using the multifunction steering	
----------------------------------	--

wheel	4
-------------	---

Voice prompting	4
-----------------------	---

Operable functions	5
--------------------------	---

Types of voice commands	5
-------------------------------	---

Entering numbers and spelling out	5
---	---

Changing the language setting	5
-------------------------------------	---

Effectively using the Voice Control

System	6
---------------------	----------

Help functions	6
----------------------	---

Improving voice recognition	6
-----------------------------------	---

Individualization	6
-------------------------	---

Important voice commands	8
---------------------------------------	----------

Telephone voice commands	8
--------------------------------	---

Navigation voice commands	8
---------------------------------	---

Address book voice commands	10
-----------------------------------	----

Radio voice commands	10
----------------------------	----

Media mode voice commands	11
---------------------------------	----

Music search voice commands	12
-----------------------------------	----

A		R	
Address book voice commands	10	Radio voice commands	10
C		S	
CD voice commands	11	Satellite radio voice commands	10
D		Spelling	5
Dialog		T	
Canceling	4	Telephone voice commands	8
Continuing	4	V	
Interrupting	4	Voice commands	
Starting	4	Address book	10
E		Global	5
Entering digits	5	Local	5
F		Media mode	11
Functions		Music search	12
Operable	5	Navigation	8
H		Radio	10
Help function	6	Satellite radio	10
Help window	6	Telephone	8
I		Voice recognition	
Individualization	6	Notes on improving	6
L			
Language setting	5		
M			
Media mode voice commands	11		
MP3 voice commands	11		
Multifunction steering wheel	4		
Music search voice commands	12		
N			
Navigation voice commands	8		
O			
Operating safety	4		

Operating safety

WARNING

If you operate information systems and communication equipment integrated in the vehicle when driving, you may be distracted from the traffic situation. You could also lose control of the vehicle. There is a risk of an accident.

Only operate this equipment when the traffic situation permits. If you are not sure that this is possible, park the vehicle paying attention to traffic conditions and operate the equipment when the vehicle is stationary.

WARNING

If you operate mobile communication equipment when driving, you may be distracted from the traffic situation. You could also lose control of the vehicle. There is a risk of an accident.

Only operate this equipment when the vehicle is stationary.


You must observe the legal requirements for the country in which you are currently driving when operating mobile communications equipment in the vehicle.

If it is permitted by law to operate communications equipment while the vehicle is in motion, you may only do so if the traffic situation permits. You may otherwise be distracted from the traffic conditions, cause an accident and injure yourself and others.


Do not use the Voice Control System in an emergency as the sound of your voice can change in stressful situations. This could cause a delay in completing your phone call in a timely manner.

Familiarize yourself with the functions of the Voice Control System voice control system before beginning your journey. Only operate the voice control system when traffic conditions permit.

Useful information






-  This Supplement describes all models, and standard and optional equipment for your sys-

tem, as available at the time of going to print. Country-specific differences are possible. Bear in mind that your vehicle may not feature all functions described here. This also applies to safety-relevant systems and functions.


-  Read the information on qualified specialist workshops in the vehicle Operator's Manual.




Using the multifunction steering wheel

The Voice Control System is operational approximately thirty seconds after the ignition is switched on.

	Starts the dialog with the Voice Control System
	Ends the dialog with the Voice Control System
	Reduces the volume during voice output
	Increases the volume during voice output
	Mute function

Voice prompting

- ▶ **To start a dialog:** press the  button on the multifunction steering wheel. After a tone has sounded, you may say a voice command.
- ▶ **To correct an entry:** say the **Correction** voice command. You will be prompted to say a new command.
- ▶ **To select an entry from the selection list:** say line number or what it contains.
- ▶ **To browse the selection list:** say the **Continue** or **Back** voice commands.

You can pause Voice Control System any time using the **Pause** voice command or using the  or  button on the multifunction steering wheel. To continue or restart the dialog, press the  button on the multifunction steering wheel.

Operable functions


Vehicles with COMAND: the Voice Control System allows you to operate the following systems, depending on the equipment in your vehicle:

- Telephone
- Navigation
- Address book
- Audio (radio, CD/DVD changer, CD/DVD player, memory card, hard disk, Media Interface, USB, Bluetooth® audio)
- Video

Say the voice commands without pausing between individual words. If you enter a non-existent voice command, Voice Control System responds with:

- **Please repeat.**
- or
- **Please repeat your entry**

Voice Control System confirms when you enter important voice commands and informs you when you make an ambiguous entry.

You can terminate a voice dialog at any time by saying the **Cancel** voice command or by pressing the  button on the steering wheel.

Types of voice commands

A distinction is made between the following types of voice commands in Voice Control System:

- **Global voice commands** can be called up at any time, e.g. the **Help telephone** or **Help navigation** voice command.
- **Local voice commands** are only valid for the active application, e.g. **Next station**, when radio is on or **Next track**, when CD/DVD is active.
- Voice commands, which can be used in a dialog, e.g. **Yes** or **OK**.

You can operate more than one application at the same time. When the navigation and radio applications are active, for example, you can use both applications simultaneously.

Entering numbers and spelling out

Entering numbers:

- Digits from **zero** to **nine** are permissible.
- Say phone numbers as blocks of digits with three to five digits per block.


Spelling out:

- The letters of the alphabet and the digits **zero** to **nine** are permissible.
- Say the letters in a block of five to seven letters.
- Say each letter clearly.

Changing the language setting


You can change the Voice Control System language by changing the system language. If the set system language is not supported by the Voice Control System, English will be selected.

The Voice Control System is available in English, French, Portuguese and Spanish.

- ▶ Select **Vehicle** in the main function bar. The vehicle menu is displayed.
- ▶ To select **System Settings**: slide , turn and press the controller. A menu appears.
- ▶ To select **Language**: turn and press the controller.
- ▶ To select the desired language: turn and press the controller. The system language is set.


Help functions

Audible help functions

- **For information on ideal operation:** say the **Help voice control system** voice command.
- **For the current application:** press the  button on the multifunction steering wheel and say the **Help** voice command.
- **For continued dialog:** say the **Help** voice command during a voice dialog.
- **For a specific system:** say the help voice command for the desired system, e.g. **Help telephone**.

Help window

You can use the help window to temporarily display a selection of valid voice commands on the COMAND display. The voice commands are hidden as soon as you start to speak.


- ▶ **Opening/closing the help window:** select **Vehicle** in the main function bar. The vehicle menu is displayed.
- ▶ To select **System Settings:** slide , turn and press the controller. A menu appears.
- ▶ To select **Voice Control:** turn and press the controller.
- ▶ Select **Help Window**. You have switched the help window on or off .

Improving voice recognition


The Voice Control System does not understand you:

- Only operate the Voice Control System from the driver's seat.
- State the voice commands coherently and clearly without exaggerating.
- Prevent loud noises, e.g. the fan, from interfering while you make an entry.
- Say the voice tag with the same intonation both times when creating voice tags.

An address book entry voice tag is not recognized:

- Ensure that the address book entries make sense, e.g. that first name and surname are listed in the correct field.
- Do not use any abbreviations, unnecessary spaces and special characters.
- Create a speaker-dependent voice tag, if necessary.
- Say the **Read out contacts** voice command.
- Press the  button on the multifunction steering wheel when the name you want is read out.

A station list entry is not recognized:

- Save a speaker-dependent voice tag for the station.
- Say the **Read out station list** voice command.
- Press the  button on the multifunction steering wheel when the station you want is read out.

Individualization

General notes

Using individualization, you can fine-tune the Voice Control System to your own voice and thus improve voice recognition.


It is only possible to start individualization with the vehicle stationary. After starting the session, you will individualize the system using voice instructions.

- ❗ If individualization is activated, it may affect the voice-recognition quality of other users. Switch off individualization if it impairs the voice-recognition quality of other users.

Individualization comprises two parts. You individualize the system for digits in the first part and for specific commands in the second part. The system can be reset to the factory settings at any time.

- ❗ Individualization does not need to be completed in full. Even individualizing the digits will result in a significant improvement in the recognition rate. Individualization can be stopped after the first part.

Starting new individualization

- ▶ Select **Vehicle** in the main function bar.
The vehicle menu is displayed.
- ▶ To select **System Settings**: slide , turn and press the controller.
A menu appears.
- ▶ To select **Voice Control**: turn and press the controller.
- ▶ Select **Start New Individualization**.
You will see and hear a prompt, asking whether you would like further information.
- ▶ Select **Yes** or **No**.
 - If you select **No**, the first part of individualization begins.
 - If you select **Yes**, you will see and hear more information.

At the end of the first part, a prompt will appear asking whether you wish to begin the second part.

- ▶ Select **Yes** or **No**.
 - If you select **No**, individualization will be canceled. The data is stored automatically.
 - If you select **Yes**, the second part will begin. Individualization is completed at the end of the second part.
- i** You may cancel individualization using **Cancel** or delete using **Delete Individualization** and switch on or off using **Individualization On**.

Telephone voice commands

Important voice commands

Voice commands	Function
Help telephone	Reads out the essential telephone voice commands
Dial number	Dials phone number
Save number	Saves a phone number in the address book with a voice tag for a specific speaker
Call <Name>	Places a call by selecting a name from the address book
Read out phone book	Reads out all the address book entries with phone numbers
Redial number	Selects the last phone number dialed
Outgoing calls	Displays the last phone numbers dialed
Received calls	Displays the last incoming calls
Messages	Switches to message view in the phone (text message/e-mail)
Reply	Replies to messages (text message/e-mail) displayed
New message	Composes a new message (text message/e-mail)
New message to <Name>	Composes a new message (text message/e-mail)
Send message	Sends a message (text message/e-mail)
Forward message	Forwards a message (text message/e-mail)

Navigation voice commands

General notes

The navigation system cannot take the prevailing traffic situation into account or recognize any dangers or obstacles. You must therefore be constantly aware of the prevailing road and traffic conditions so that you can recognize any dangers and react to them.

Navigation announcements are intended to direct you while driving without diverting your attention from the road and driving. Please always use this feature instead of consulting the map display for directions. The symbols or the map display could distract you from traffic conditions and driving.

Route guidance only provides recommendations. You must always comply with the applicable road traffic regulations and adapt your driving style to the prevailing conditions.

General voice commands

Voice commands	Function
Help navigation	Reads out the essential navigation voice commands
Route information	Reads out information on distance and travel time

Voice commands	Function
Guidance instructions off / Guidance instructions on	Turns voice output or route guidance off/on
Map	Activates/switches map display
Map bigger / Map smaller	Zooms in on or zooms out of map display
Switch on POI symbols	Displays POI symbols on map
Read out traffic messages	Reads out RDS-TMC traffic reports

Entering the address

Voice commands	Function
Bring me home	Starts navigation to your home address
Enter city first	Enters the city first when entering the address
Enter state	Enters a state in the USA
Enter province	Enters a province in Canada
Enter destination	Enters the city, street and house number of a destination, depending on country
Enter city	Enters cities from the selected state
Enter district	Enters district of the selected city
Correction	Repeats previous entry
Enter ZIP code	Enters ZIP code
Enter street	Enters street name from the selected city
Enter intersection	Enters names of intersecting roads
Enter house number	Enters house number of the selected street
Points of interest	Selects points of interest
Last destinations	Selects destination from the list of recent destinations
Save destination	Saves current destination to address book
Set intermediate destination	Sets up to four intermediate destinations when route guidance is active
Save intermediate destination	Saves a set intermediate destination when route guidance is active
Delete intermediate destination	Deletes the intermediate destinations saved when route guidance is active

Voice commands	Function
Delete all intermediate destinations	Deletes all saved intermediate destinations when route guidance is active
Show intermediate destinations	Overview of intermediate destinations as well as final destination saved
Find address	Selects an address saved in the address book and start route guidance
Navigate to <Address>	Searches for the address and then starts route guidance after entry
Read out destination memory	Reads out address book entries with saved destination address
Start route guidance	Starts route guidance after entering a valid destination
Cancel route guidance	Cancels route guidance
Take an alternate route	Switches route guidance to another route

Address book voice commands

Voice commands	Function
Help address book	Reads out essential address book voice commands
Find address	Searches for an address in the address book
Find name	Searches for a name in the address book
Delete name	Deletes a voice tag from your address book
Read out address book	Have all name and voice tags in the address book read out
Delete address book	Deletes individual voice tags or all the voice tags in the address book
Open <Name>	Opens any address book entry

Radio voice commands

Voice commands	Function
Help Sirius	Reads out the essential satellite radio voice commands
FM/AM	Selects a reception range
Next station/Previous station	Switches to the next receivable station
Frequency/Point/Megahertz	Selects radio frequencies within the FM range directly

Voice commands	Function
Save station	Assigns a voice tag to the station currently selected
Preset <1-99>	Calls up a previously saved station using its preset number
Select station	Calls up receivable or saved station
Station <channel name>	Calls up receivable or saved station
Select category (satellite radio)	Selects an available category
Next category/Previous category (satellite radio)	Switches the category
Read out category list (satellite radio)	Listen to the names of all categories
Category <News> (satellite radio)	Selects category directly (e.g. News)
Read out station list	Listen to the names of all receivable stations
Delete station	Deletes a single voice tag from your station list
Delete station list	Deletes all voice tags or a single voice tag from your station list
Traffic information on/Traffic information off	Switches traffic announcement on/off
HD radio on/HD radio off	Switches HD radio on/off
Radio info on/Radio info off	Switches radio information display on/off

Media mode voice commands

CD/DVD and MP3 mode

Voice commands	Function
Help audio CD/Help DVD/Help MP3	Calls up voice commands for CD/DVD and MP3 mode
Next CD/Next DVD	Starts CD/DVD from CD/DVD changer
CD player	Starts CD
DVD video	Starts DVD
MP3	Starts MP3 player
Track 1 - 999	Selects track number from the active media source
Next track	Selects the next track

Voice commands	Function
Previous track	Repeats the started track or repeats the previous track if the current track has only been played momentarily
Next chapter	Selects next chapter if the inserted DVD is divided into chapters
Previous chapter	Repeats started chapter or repeats the previous chapter if the current chapter has only been played momentarily

External devices

Voice commands	Function
Help Media Interface	Reads out the Media Interface voice commands
Help USB	Reads out the USB voice commands
Media Interface	Calls up a device connected to the Media Interface
USB	Changes to USB storage medium
Bluetooth Audio	Switches to an external Bluetooth® audio device
iPod	Switches to iPod® if it is connected to Media Interface
Memory card	Switches to SD card

Music search voice commands

Voice commands	Function
Help search for music	Reads out the music search voice commands
Search for music	Starts a music search
Play <Music term>	Starts a music search using freely selectable music terms such as track, album or artist
Search for album	Searches for an existing album
Search for artist	Searches for artists
Search for composer	Searches for composers
Search for year	Searches for a track from a specific year
Search for music genre	Searches for a track from a specific music genre
Search for track	Searches for a specific track
Search for playlist	Searches for a specific playlist
Free music search	Combines the categories of artist, album, track or composer

Voice commands	Function
Music information on/ Music information off	Displays/hides track information
Random track list on/ Random track list off	Activates/deactivates random playback

